



Repeating Crumley: Day 5

ANTHONY SALVAGNO

 [READ REVIEWS](#)

 [WRITE A REVIEW](#)

CORRESPONDENCE:

DATE RECEIVED:

June 10, 2015

DOI:

10.15200/winn.142722.25449

ARCHIVED:

March 24, 2015

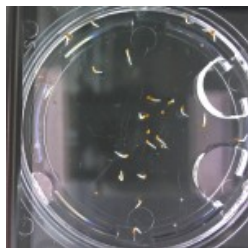
CITATION:

Anthony Salvagno, Repeating Crumley: Day 5, *The Winnower* 2:e142722.25449 , 2015 , DOI: [10.15200/winn.142722.25449](https://doi.org/10.15200/winn.142722.25449)

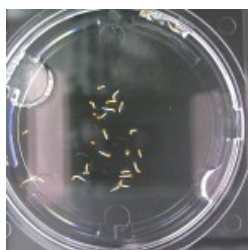
© Salvagno This article is distributed under the terms of the [Creative Commons Attribution 4.0 International License](#), which permits unrestricted use, distribution, and redistribution in any medium, provided that the original author and source are credited.



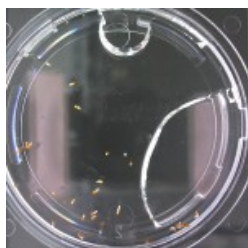
DI WATER NO SEEDS



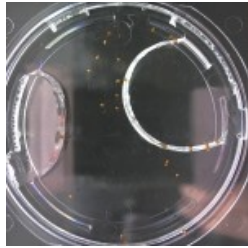
DDW




DI WATER



33% D2O



66% D₂O



99.9% D₂O

Two very important things to note:

1. There is still nothing growing in the sample with no seeds.
2. I'm not sure when to start counting the seeds in 66% D₂O, it seems that there are definitely some seeds that are showing initial signs of germination, but nothing obvious (like an extended radicle). I'll compare this picture to the day 3 images when I considered those seeds to have begun germination.
3. Also note that yesterday I didn't look at the seeds until around 5pm, and today I'm looking at them at 10am. Obviously much less time has passed between now and yesterday than yesterday and the day before.