

Electricquakes.com

George Watson¹

¹Affiliation not available

April 17, 2023



Electricquakes.com

GEORGE WATSON

READ REVIEWS

WRITE A REVIEW

CORRESPONDENCE:

gfwatson@goodfastmail.com

DATE RECEIVED:

June 18, 2016

DOI:

10.15200/winn.146627.70084

ARCHIVED:

June 18, 2016

KEYWORDS:

earthquakes, solar influence, solar magnetic field, earthquake prediction, earthquake forecasting

CITATION:

George Watson, Electricquakes.com, *The Winnower* 3:e146627.70084, 2016, DOI: 10.15200/winn.146627.70084

© Watson This article is distributed under the terms of the [Creative Commons Attribution 4.0 International License](#), which permits unrestricted use, distribution, and redistribution in any medium, provided that the original author and source are credited.



ElectricQuakes

ElectricQuakes TM


Sun Bolts shake the Earth.


[Email this page location to a friend or skeptic!](#)

To those not familiar with the well documented, peer reviewed and published, and NASA and NOAA satellite monitored scientifically reviewed principals behind the planetary /sun/ earth interaction let me bring you up to speed.

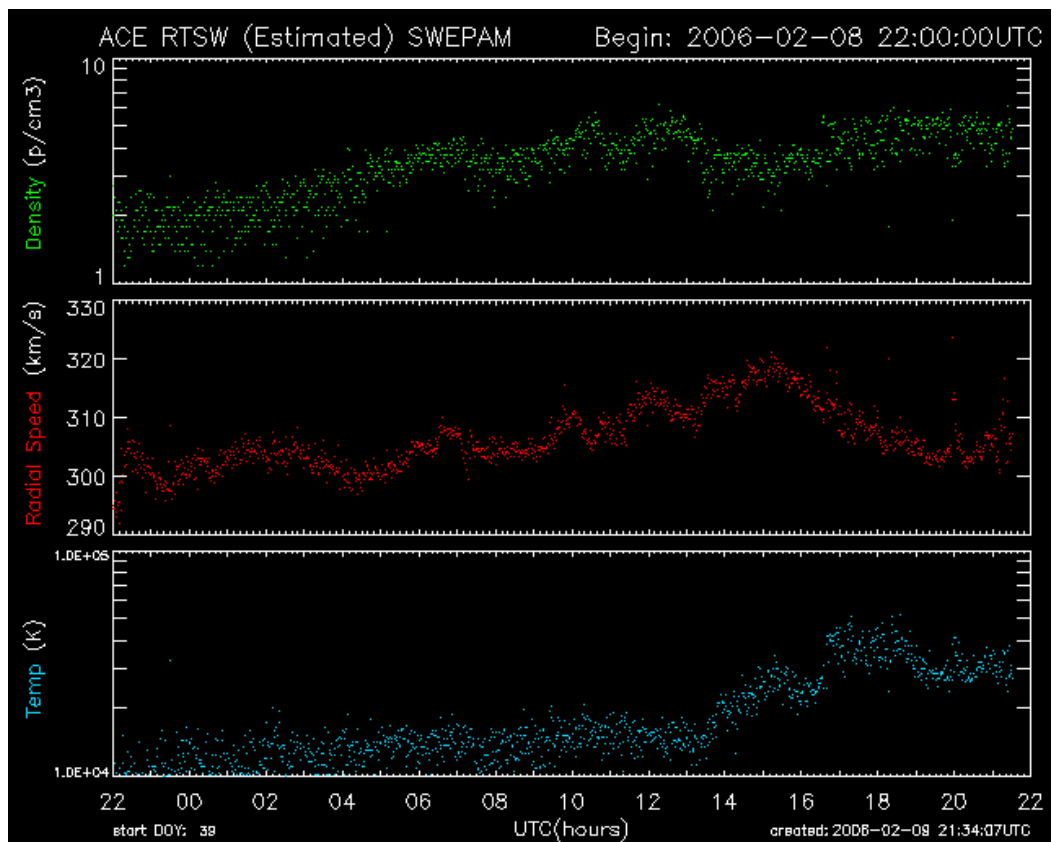
Quite a few studies link increased probability of earthquakes with increased solar flare/flux output. The mechanism is believed to be extra heating of the ionosphere raising and lowering the atmospheric height changing the angular momentum of the earth and thus slowing and quickening it's spin and subjecting stressed faults to sharp jolts. Other possible mechanisms based in sound science are possible electromagnetic field interaction with the rotating metallic core of the earth or a piezoelectric expansion of rocks in the earth. However there are even other possibilities including static discharges related to atmospheric moisture content. These books discuss other theories.

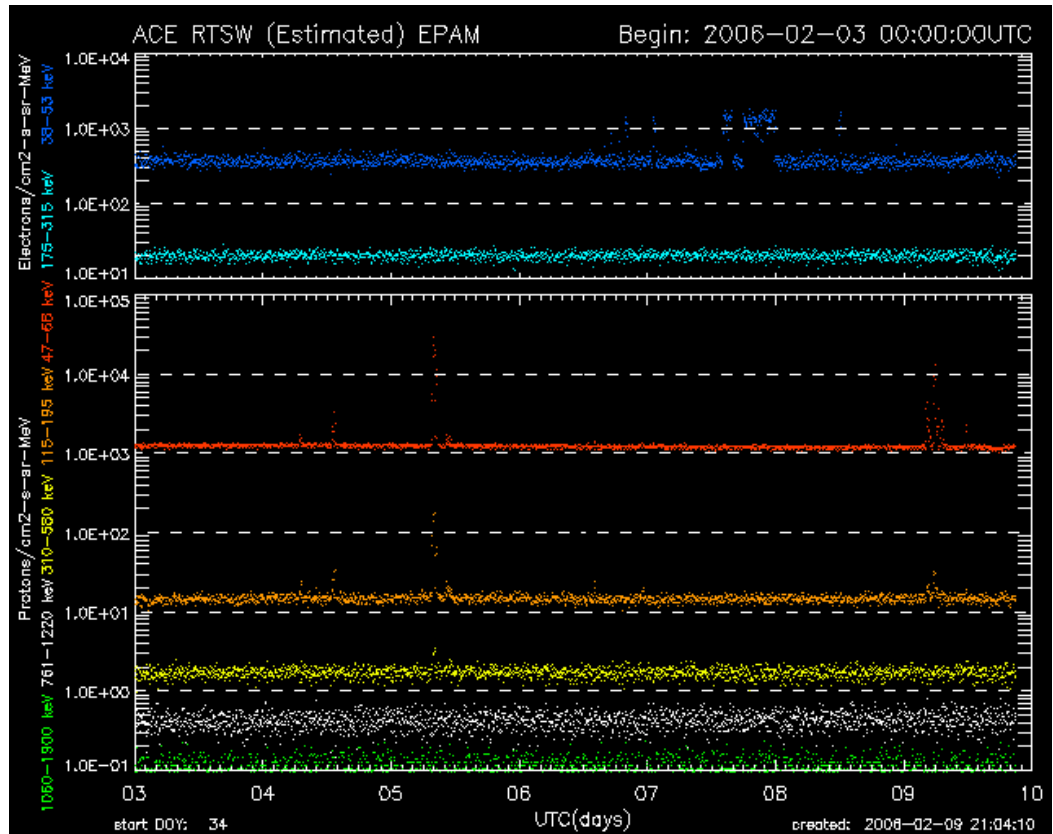
But back to the power of the suns solar wind - as you can see from these live images from the NASA SOHO satellite which is looking at the sun right now - the sun is constantly in flux and hurling stuff our way.



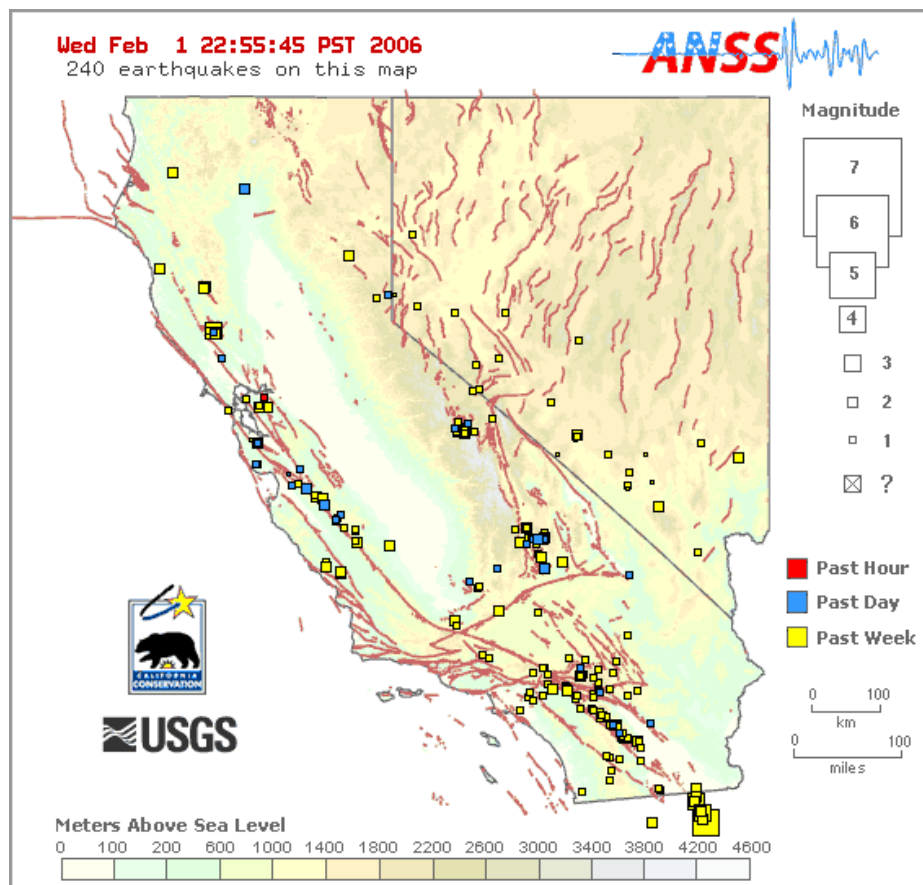


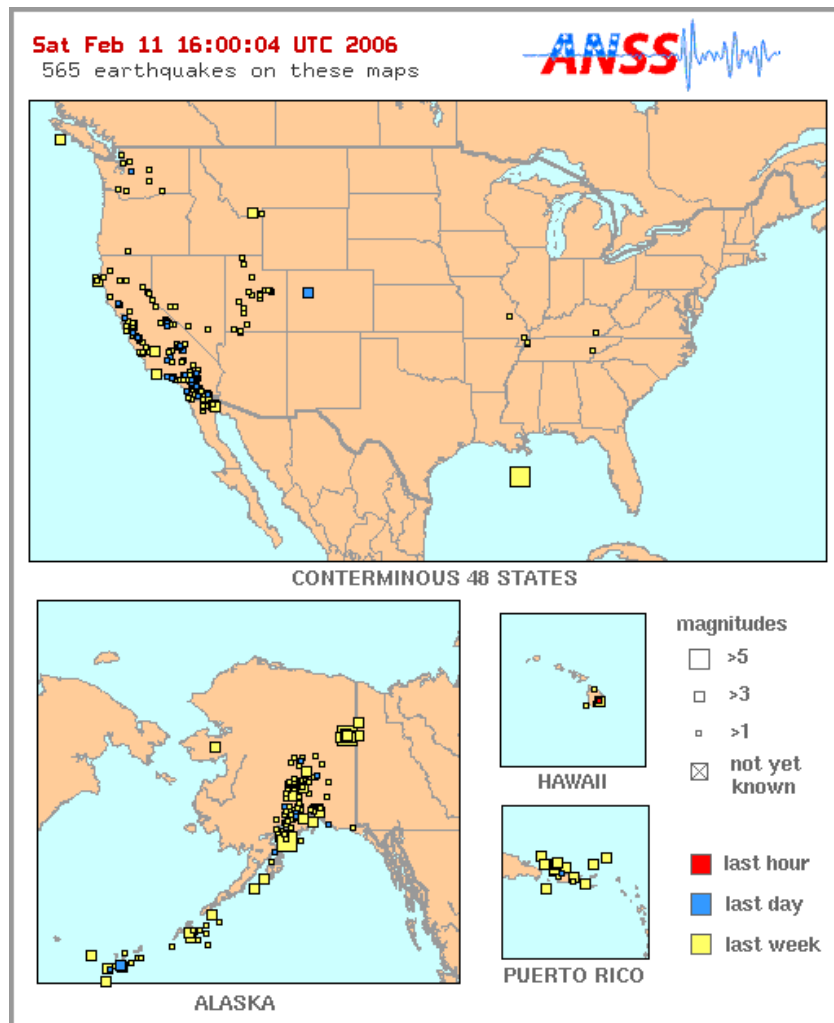
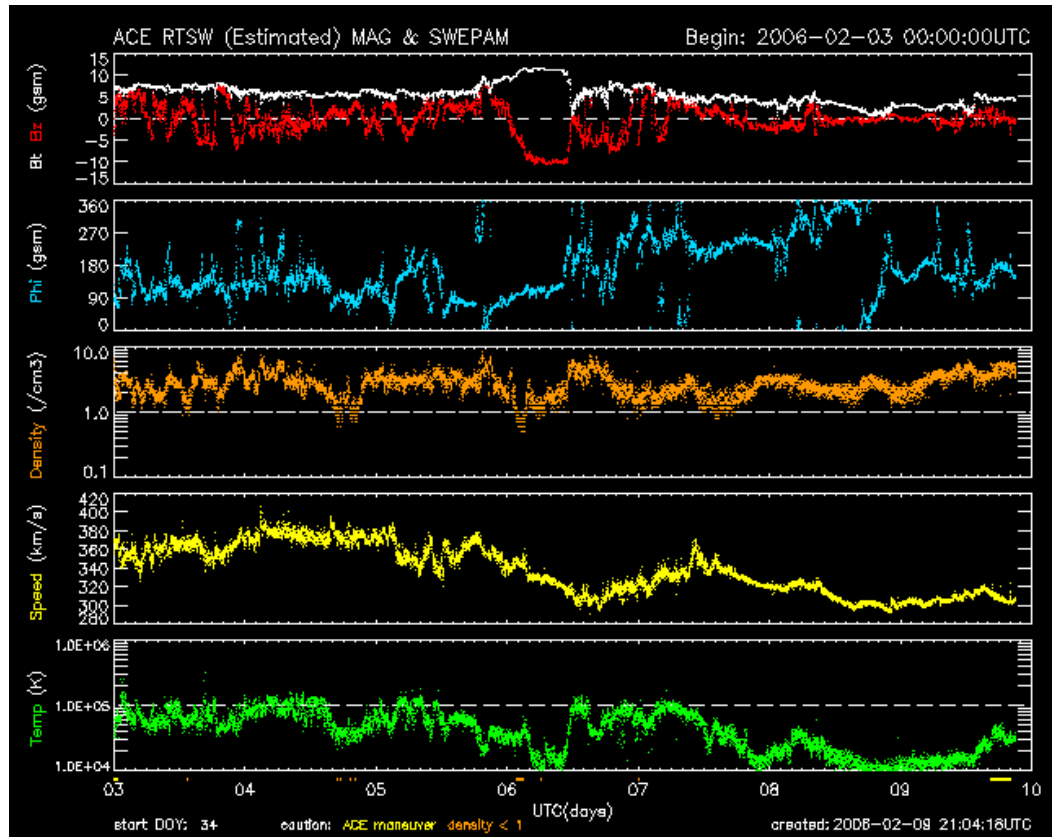
For example the NASA POES satellites in polar orbit right now measure the energy in the solar wind several times a day when crossing the earth poles.



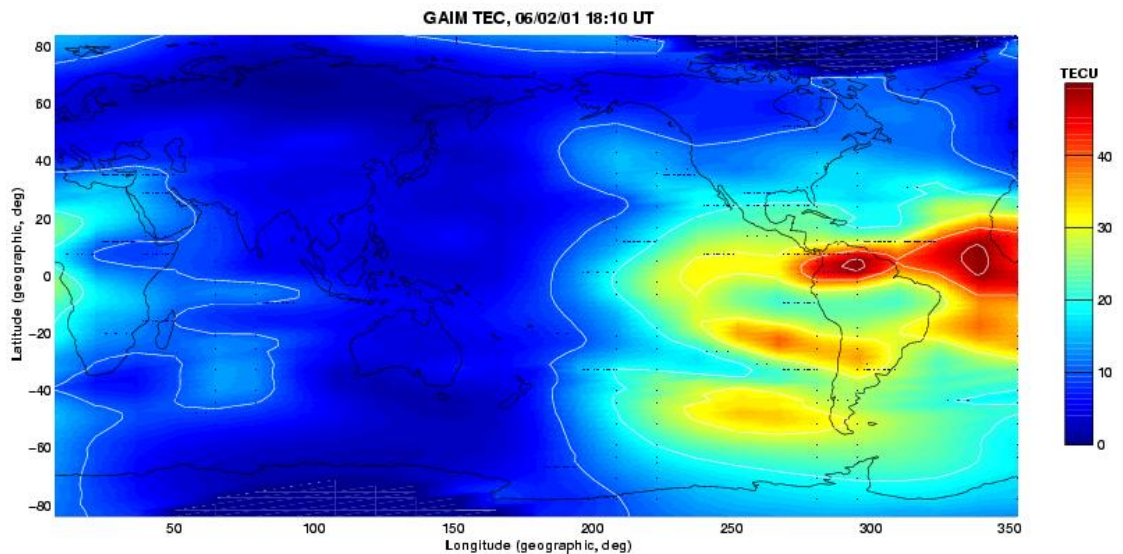


LIVE IMAGE! California/Nevada Earthquakes from the past week show up in this image.

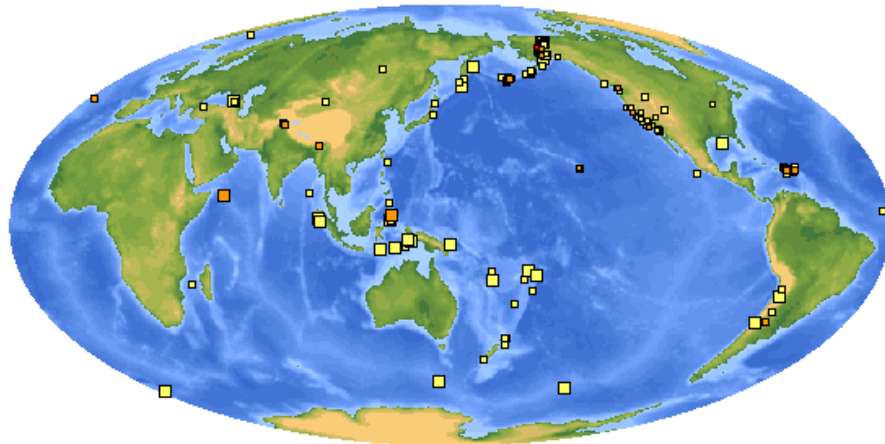




The following revolutionary image is a real time model of the ionospheric ion density over the world. It changes rapidly (roughly every 15 minutes) but with major earthquakes one sometimes finds an ionospheric hotspot in the vicinity. For the first time in the world this data can be studied live next to a matching map of worldwide earthquakes.



Sat Feb 11 22:18:09 UTC 2006 194 earthquakes on this map



This energy is a huge amount of force on the earth.

Since the original publication of *The Jupiter Effect*, many scientific papers have been published relating to the problems of interactions between solar activity, the rotation of the Earth, atmospheric circulation, volcanic and seismic activity. The following selection is not intended to be comprehensive but includes what we consider to be key publications on topics related to the ideas outlined in our book; from these recent papers, the interested reader will be able to get the flavor of the continuing debate and an indication of other publications that may be of interest.

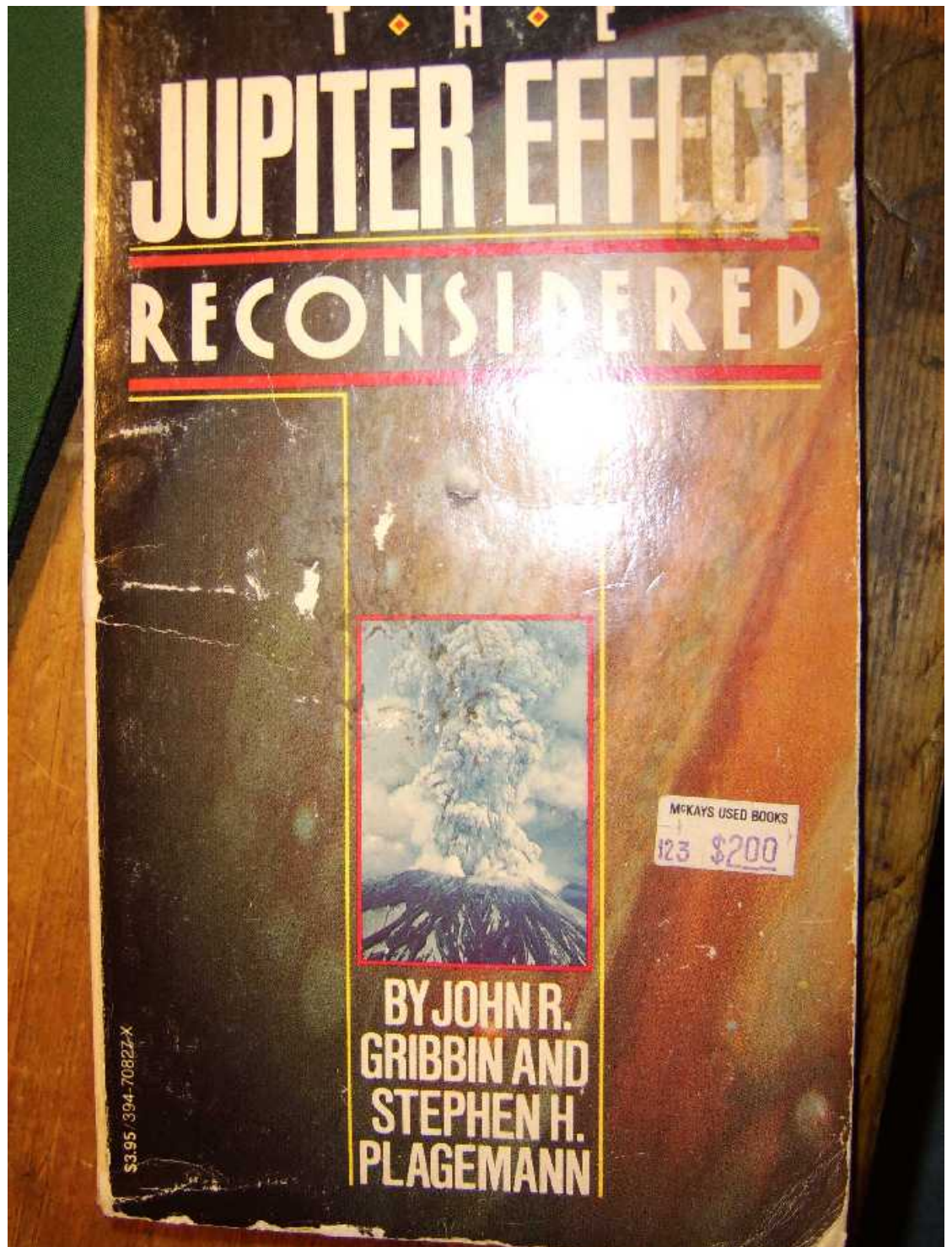
- Abe, K., and H. Kanamori. "Temporal Variation of the Activity of Intermediate and Deep Focus Earthquakes." *Journal of Geophysical Research*, Vol. 84 (1979), p. 3589.
- Anderson, Don L. "Records Show Volcanic Eruptions, Large Earthquakes Correlated." Release from CalTech News Bureau, 30 July (1980).
- Anonymous. "A Tide in Volcanic Affairs." *New Scientist*, Vol. 85 (17 January 1980), p. 157.
- Archer, V. E. "Geomagnetism, Cancer, Weather and Cosmic Radiation." *Health Physics*, Vol. 34 (1978), p. 237.
- Bates, J. R. "Dynamics of Stationary Ultra-long Waves in Middle Latitudes." *Quarterly Journal of the Royal Meteorological Society*, Vol. 103 (1977), p. 397.
- Bonafede, M., and E. Boschi. "On the Amplitude of the Chandler Wobble." *Geophysical Journal of the Royal Astronomical Society*, Vol. 51 (1977), p. 259.
- Bower, D. R., and K. C. Heaton. "Response of an Aquifer near Ottawa to Tidal Forcing and the Alaskan Earth-

- quake of 1964." *Canadian Journal of Earth Sciences*, Vol. 15 (1978), p. 331.
- Bryson, Reid A., and Brian M. Goodman. "Volcanic Activity and Climatic Changes." *Science*, Vol. 207 (1980), p. 1041.
- Caputo, M. "Elastic Energy Release, Heat Production and Earth Moment of Inertia Tensor Changes Due to Earthquake." *Bulletin of Theoretical and Applied Geophysics*, Vol. 20 (1977), p. 110.
- Currie, R. G. "Solar Cycle Signal in Earth Rotation." *Geophysical Journal of the Royal Astronomical Society*, Vol. 61 (1980), p. 131; see also *Science*, Vol. 211 (1981), p. 386.
- . "Solar Cycle Signal in Air Temperature in North America." *Journal of Geophysical Research*, Vol. 84 (1979), p. 753; see also *Journal of Atmospheric Sciences*, Vol. 38 (1981), p. 808.
- Dutsch, H. U. "The Search for Solar Cycle-Ozone Relationships." *Journal of Atmospheric and Terrestrial Physics*, Vol. 41 (1979), p. 771.
- Hansen, J. E., Wei-Chyung Wang and Andrew Lacis. "Mount Agung Eruption Provides Test of a Global Climatic Perturbation." *Science*, Vol. 199 (1978), p. 1065.
- Hide, R., et al. "Atmospheric Angular Momentum Fluctuations and Changes in the Length of Day." *Nature*, Vol. 280 (1980), p. 114.
- King, J. W., et al. "Large-amplitude Standing Planetary Waves Induced in the Troposphere by the Sun." *Journal of Atmospheric and Terrestrial Physics*, Vol. 39 (1977), p. 1357.
- Knight, J. W. and P. A. Sturrock. "Solar Activity, Geomagnetic Field and Terrestrial Weather." *Nature*, Vol. 264 (1976), p. 239.
- Kondratyev, K. Y., and G. A. Nikolsky. "The Stratospheric Mechanism of Solar and Anthropogenic Influences on Climate." In *Solar-Terrestrial Influences on Weather and Climate*. B. M. McCormack and T. A. Seliga, eds. Dordrecht, Holland: Reidel, 1979.
- Lamb, H. H. "Volcanic Dust in the Atmosphere: With a Chronology and Assessment of Its Meteorological Significance." *Philosophical Transactions of the Royal Society*, Vol. 266 (1970), p. 425.

Lambeck
pheri
Landsbe
and V
Mansin
Excita
Journ
p. 1.
Minina,
"Circu
Heigh
No. 3
Romanc
Astron
Sakurai,
Climat
Schneider
Tempe
Schoeberl
Sonally
Reduct
(1978)
Stommel,
mer." J
Tilms, R
English
Volland, I
Vol. 24
Wilcox, J
Science,
Willis, D.
trial Or
Weather
restrial
Wilson, C.
and Wob
p. 283.
Zhi-sen, Li
of Resid
Major E
physica S

BIBLIOGRAPHY

- Lambeck, Kurt. "Changes in the Length of Day and Atmospheric Circulation." *Nature*, Vol. 286 (1980), p. 104.
- Landsberg, H. E., and J. M. Albert. "The Summer of 1816 and Volcanism." *Weatherwise*, Vol. 27 (1974), p. 63.
- Mansinha, L., D. E. Shylie and C. H. Chapman. "Seismic Excitation of the Chandler Wobble Revisited." *Geophysical Journal of the Royal Astronomical Society*, Vol. 59 (1979), p. 1.
- Minina, L. S., M. A. Petrosyants and Yu I. Portnyagin. "Circulation Systems in the Northern Hemisphere at Heights of 80-100 Km." *Meteorology and Hydrology*, No. 3 (1977), p. 15.
- Romanchuk, P. R. "The Nature of Solar Cyclicity," *Soviet Astronomy*, Vol. 25 (1981), pp. 87-92.
- Sakurai, K. "Equatorial Solar Rotation and Its Relation to Climatic Changes." *Nature*, Vol. 249 (1977), p. 401.
- Schneider, S. H., and C. Mass. "Volcanic Dust, Sunspots and Temperature." *Science*, Vol. 190 (1975), p. 741.
- Schoeberl, M. R., and D. F. Strobel. "The Response of the Sonally Averaged Circulation to Stratospheric Ozone Reductions." *Journal of Atmospheric Sciences*, Vol. 35 (1978), p. 1751.
- Stommel, Henry and Elizabeth. "The Year without a Summer." *Scientific American*, June 1979, p. 134.
- Tilms, Richard A. *Judgement of Jupiter*. London: New English Library, 1980.
- Volland, H. "Can Sunspots Influence Our Weather?" *Nature*, Vol. 249 (1977), p. 400.
- Wilcox, John M. "Solar Structure and Terrestrial Weather." *Science*, Vol. 192 (1976), p. 745.
- Willis, D. M. "Atmospheric Water Vapour of Extraterrestrial Origin: A Discussion of Its Possible Role in Sun-Weather Relationships." *Journal of Atmospheric and Terrestrial Physics*, Vol. 40 (1978), p. 513.
- Wilson, C. R., and R. A. Haubrich. "Earthquakes, Weather and Wobble." *Geophysical Research Letters*, Vol. 4 (1977), p. 283.
- Zhi-sen, Li, et al. "Correlation between the Short Anomalies of Residuals of Astronomical Time and Latitude and the Major Earthquakes around the Observatories." *Acta Geophysica Sinica*, Vol. 21 (1978), p. 278.



How much?

Routinely it is in the 8 to 12 GIGAWATT range. Yes that's GIGAWATTS. What do you think powers the northern lights after all?

That is FAR more power than exerted by many influences on the earth and plenty to exert physically phenomenon such as spin changes and earth electrical interactions. (in fact the 1989 Canadian power blackout was traced directly to a solar flare) .

However as you can see from this satellite data stream the solar wind power output occasionally jumps by over 100 times. That's 2 magnitudes folks. On day 280 of year 2005 at 22 48 hours NOAA satellite 18 measured 288.9 GIGAWATTS hitting the earth on the north pole. The data is in the format Satellite

id pole day of yearhrsec gigawatts activitylvl variation

NOAA-15(N)2802119 53.7 8 1.050
NOAA-17(N)2802128 59.5 8 1.179
NOAA-18(N)2802148 288.9 10 0.906

*288 GIGAWATTS folks that is a real shot across the earth's bow. typically one effect is northern lights can be seen in middle California during these events.

NOAA-16(S)2802201 85.6 9 0.654
NOAA-15(S)2802210 133.4 10 0.785
NOAA-17(S)2802218 93.6 9 0.916
NOAA-18(S)2802240 84.1 9 0.633
NOAA-16(N)2802252 68.8 9 1.049
NOAA-15(N)2802300 216.7 10 1.099
NOAA-17(N)2802307 90.0 9 1.304
NOAA-18(N)2802331 125.7 10 1.130
NOAA-16(S)2802344 43.9 8 0.737
NOAA-15(S)2802351 85.9 9 0.617
NOAA-17(S)2802358 70.6 9 0.889
NOAA-18(S)2810023 72.2 9 0.808
NOAA-16(N)2810036 61.5 9 1.335
NOAA-15(N)2810042 152.8 10 1.484
NOAA-17(N)2810047 120.5 10 1.250
NOAA-18(N)2810115 110.7 10 1.449
NOAA-16(S)2810128 76.0 9 0.745
NOAA-15(S)2810133 60.7 8 0.587

A production for global humanity

The Global Boil and Global Boiling and Supercanes are trademarks of the owner. All rights are reserved.

BTW for skeptics I urge you to monitor a US government (not pseudo science wacko) site www.sec.noaa.gov which directly monitors solar output and warns of it's impact on the upper atmosphere and the earth every hour.

Also read http://science.nasa.gov/headlines/y2003/23oct_superstorm.htm which discusses the 1859 super storm and the 1989 flare storm which took out the Canadian Power grid.

written by peered reviewed contributors to the Journal of Geophysical Research.

I quote "To research the "perfect space storm" of 1859, Tsurutani and co-writers Walter Gonzalez, of the Brazilian National Space Institute, and Gurbax Lakhina and Sobhana Alex, of the India Institute of Geomagnetism, used previously reported ground, solar and auroral observations, and recently re-discovered ground-based magnetic- field data from Colaba Observatory in India. The findings were published in a recent issue of the Journal of Geophysical Research."

Back to the logic of it all:

Gravity is by no means the greatest force exerted on the planet earth by other planets. So Carl Sagan's famous quote about "the nurses' gravity affecting you more than the gravity of a planet" not withstanding poor Carl who I loved and respected missed the relevant mechanism. I assure you your nurse had nothing like the effect of 200 GIGAWATTS on you no matter how electrifying she may have been. and folks those 200 variable solar wind GIGAWATT were directly influenced by the positions of the planets. Yep. they really were.

The planets change the solar wind and that impacts us dramatically. The solar wind is GIGAWATTS and it is directly measured by NASA and fluctuates tremendously every week. Furthermore the primary fluctuations are caused by solar flares which occur primarily during regular solar cycles. Solar cycles have been best tied to the orbital positions of the inner planets. Their slight gravity is enough to throw the gravitational center of the Fluidic plasma body of the sun off and cause increased solar flare activity approximately every 11 years. (think a soap bubble in the air being influenced by a slight breeze caused by a body 50 yards away and you begin to see the possibilities.)

In fact as any astronomer will tell you the whole solar system does not revolve around the sun like you were taught in grade school. Actually it all -including the sun- revolves around the center of gravity of the WHOLE solar SYSTEM called the Barycenter. The position of Jupiter is one of the primary determiners of the position of the barycenter.

Read here for an excellent simple illustration. <http://spaceplace.nasa.gov/en/kids/barycntr.shtml>

The position of the solar system's center of gravity or Barycenter is computed in Ephemeris by astronomers every day and is well known for 100 's of years in the past and future because it is determined by the planet's orbital positions which can be precisely calculated as well 100's of years in past and present .

Occasionally when the planets align in certain ways the barycenter can pass right through the sun itself. This is a bit like your dog occasionally walking right through your body. As you can imagine it could possibly effect your circulation patterns and that is what happens with the sun. When the sun's circulation patterns are affected solar flares result.

And even when the barycenter just nudges the sun it can really mess with it. And Mercury is close enough to toy with the sun all by itself.

Mercury despite it's small size has the greatest measured effect on the sun because of proximity to the sun with Venus and Jupiter next in line because of proximity and Jupiter's huge size respectively.

So you see there are direct scientifically measured effects of other planets on the earth because of their positions affecting the sun which directly affects us in a huge way.

So don't be quite so quick to scoff at the possible physical influence of the planets on the earth. The effect is real and measured by NASA EVERY SINGLE DAY.

Unfortunately so many seismologists have no knowledge of astronomy or space solar electrical phenomenon that they have no way to know how little they know.

There are many intricacies for example the polarity of the solar wind changes every 28 days. I would propose the moon's orbit settled the way it did to synchronize with the changing polarity of the sun's solar wind because when it was non synchronous the forces on the congealing moon mass would nudge it in the right direction.

I have tied surges in solar wind to earthquakes. The data is there and secondary effects also coincide. For example the low EM waves that have been detected before quakes could easily be affects of solar wind bursts hitting the Earth. The best studies of those EM preceding signals when they EXCLUDE non earth originations of waves found no correlation to quakes which means if there is a correlation the waves must originate off earth as a solar wind would (the Stanford scientists leading the study assumed the waves were earth originating and hence specifically excluded data which included extra earth signals unknowingly excluding the primary data stream.)

Part of the new environmental network www.globalboiling.com, www.supercanes.com, www.electricquakes.com

Email us with your thoughts. We never Spam. *Click here to Email us please. We love your comments

and never spam*

*Email this page location to a friend or skeptic and visit our sister pages!

Now it turns out electrical forces from the solar wind aren't the only electrical forces we should worry about triggering earthquakes.

According to none other than a sitting Secretary of Defense Cohen in 1997 in a speech you can check yourself on the Defense Department's Website he claimed people were working on weapons "whereby they can alter the climate, set off earthquakes, volcanoes remotely through the use of electromagnetic waves."

Here is the original info plus the original link to his full speech on the official Department of Defense website.

Here is the original excerpt. If you don't believe it I highly suggest you go to the website directly and read it with your own eyes before they take it down.

http://www.defenselink.mil/news/Apr1997/t042897_t0428coh.html

If they do take it down find it here: [Defense Secretary Cohen's Speech](#)

It's pretty fascinating. Here is the relevant portion of the question and answer period in its completeness. Answers are by Defense Secretary Cohen himself.

DoD News Briefing

Secretary of Defense William S. Cohen
Monday, April 28, 1997 - 8:45 a.m. EDT

Cohen's keynote address at the Conference on Terrorism, Weapons of Mass Destruction, and U.S. Strategy at the Georgia Center, Mahler Auditorium, University of Georgia, Athens, Ga. The event is part of the Sam Nunn Policy Forum being hosted by the University of Georgia. Secretary Cohen is joined by Sen. Sam Nunn and Sen. Richard G. Lugar.]

AND I quote directly from the defense Secretary's comments on that page (look at the bottom of the paragraph regarding "Others are engaging even in an eco- type of terrorism whereby they can alter the climate, set off earthquakes, volcanoes remotely through the use of electromagnetic waves. "

More completely see his response to the question.

Begin Quoted text

Q: Let me ask you specifically about last week's scare here in Washington, and what we might have learned from how prepared we are to deal with that (inaudible), at B'nai Brith.

A: Well, it points out the nature of the threat. It turned out to be a false threat under the circumstances. But as we've learned in the intelligence community, we had something called -- and we have James Woolsey here to perhaps even address this question about phantom moles. The mere fear that there is a mole within an agency can set off a chain reaction and a hunt for that particular mole which can paralyze the agency for weeks and months and years even, in a search. The same thing is true about just the false scare of a threat of using some kind of a chemical weapon or a biological one. There are some reports, for example, that some countries have been trying to construct something

like an Ebola Virus, and that would be a very dangerous phenomenon, to say the least. Alvin Toffler has written about this in terms of some scientists in their laboratories trying to devise certain types of pathogens that would be ethnic specific so that they could just eliminate certain ethnic groups and races; and others are designing some sort of engineering, some sort of insects that can destroy specific crops. Others are engaging even in an eco- type of terrorism whereby they can alter the climate, set off earthquakes, volcanoes remotely through the use of electromagnetic waves.

So there are plenty of ingenious minds out there that are at work finding ways in which they can wreak terror upon other nations. It's real, and that's the reason why we have to intensify our efforts, and that's why this is so important.

end quote

The book "The Jupiter Effect" and the latest reprint edition "Beyond The Jupiter Effect" can now be purchased from Amazon. Although Amazon rarely has a cover photo you can see the cover of my personal copy in the last photo below. I highly recommend this book. The bibliography pages from The Jupiter Effect Reconsidered are reproduced below. They provide other excellent peer reviewed journal articles which are discussed in "The Jupiter Effect" books. "The Man Who Predicts Earthquakes" is also an excellent read.

(several reprints available)

References from Bibliography of 1980's books "The Jupiter Effect"

Email us with your thoughts. We never Spam. [*Click here to Email us please. We love your comments and never spam*](#)

*Email this page location to a friend or skeptic!

www.globalboiling.com, www.theglobalboil.com, www.supercanes.com www.electricquakes.com Defense Secretary Cohen's Speech