

# $\pi$ -Resonance in amides: a crystallographic reality check.

Henry Rzepa<sup>1</sup>

<sup>1</sup>Affiliation not available

April 17, 2023



# $\pi$ -Resonance in amides: a crystallographic reality check.

HENRY RZEPA

READ REVIEWS

WRITE A REVIEW

CORRESPONDENCE:

[h.rzepa@imperial.ac.uk](mailto:h.rzepa@imperial.ac.uk)

DATE RECEIVED:

September 13, 2015

DOI:

10.15200/winn.144212.25356

ARCHIVED:

September 13, 2015

CITATION:

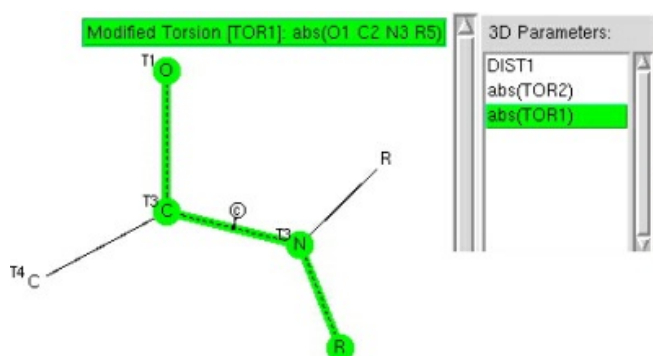
Henry Rzepa,  $\pi$ -Resonance in amides: a crystallographic reality check., *The Winnower* 2:e144212.25356, 2015, DOI: 10.15200/winn.144212.25356

© Rzepa This article is distributed under the terms of the [Creative Commons Attribution 4.0 International License](#), which permits unrestricted use, distribution, and redistribution in any medium, provided that the original author and source are credited.



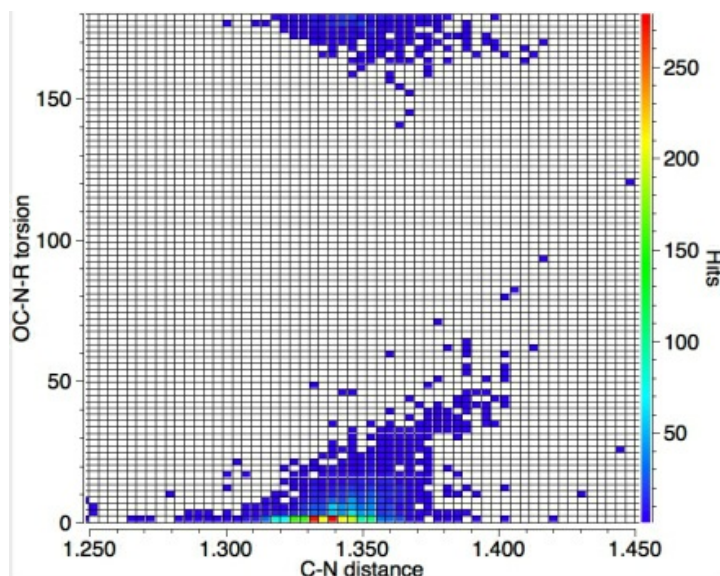
0000-0002-8635-8390

The  $\pi$ -resonance in amides famously helped [Pauling](#) to his proposal of a helical structure for proteins. Here I explore some geometric properties of amides related to the C-N bond and the torsions about it.

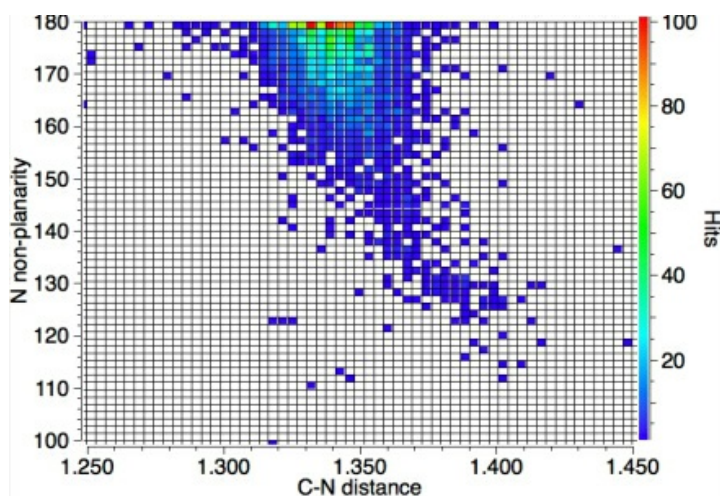


The key aspect of amides is that a lone pair of electrons on the nitrogen can conjugate with the C=O carbonyl only if the lone pair orbital is parallel to the C=O  $\pi$ -system. We can define this with the O=C-N-R torsion angle (and equate 0 or 180° with the p-orbitals being parallel). In the above definition, each R can be either 4-coordinate C (to avoid alternative conjugations) or H and the C-N bond is specified as being cyclic. As usual the R-factor is < 5%, no errors, no disorder.

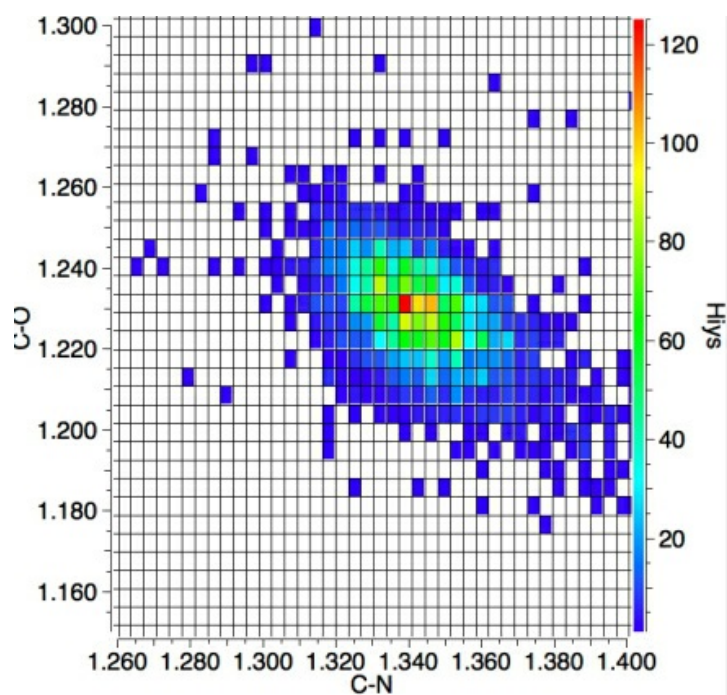
First, the C-N torsion, which adopts values of either 0 or 180°. Notice that whilst the *anti* R-group shows no more than about 20° deviation from 180°, it does have a small tail tending towards longer C-N distances of >1.4Å. The hotspot is for the *syn* R-group. Here there is a strong trend that as the dihedral deviates from 0° the C-N bond very clearly elongates. As the  $\pi$ - $\pi$  overlap decreases, the bond elongates from the hot spot value of ~1.34Å to 1.41Å at 50°. The greater propensity of the *syn*-R to twist may be because it incurs more steric hindrance or perhaps because we have defined the C-N bond to be part of a cycle.



Next, we plot the C-N distance against the torsion R-N-C-R', which defines how planar the nitrogen is. A value of 180° is planar and the hot-spot is here. But as the planarity decreases down to almost tetrahedral (110°) the C-N bond elongates to 1.41Å. Notice one rather intriguing aspect; from 180° to 160° or so, there is little response from the C-N bond, but the elongation really accelerates from 140° to 110°. A little twisting hardly affects the  $\pi$ - $\pi$  overlap, but it really starts to matter for twists of >50°.



Finally a plot of the C-N vs the C-O distances. As the C-N increases, the C-O contracts, this being a nice summary of the  $\pi$  resonance in amides.



We have not seen any surprises, but this statistical exploration of crystal structures at least puts some numbers on the changes in bond lengths as a result of conjugative resonance.